



Wren Class: Meet the Teacher

Timetable

	8.30-8.45	8.45-9.15	9.15-9.30	9.30-10.30		10.30-10.45	10.45-11.45		12.00-1.00	1.00-1.15	1:15-2:15pm		2:15 – 3-pm
Monday	EMA/Hear Readers	Handwriting EYFS CP	WORSHIP	English	EYFS Rhyme Time	BREAK	Phonics	Maths	LUNCHTIME	Individual Reading	PSHE	Science	
Tuesday	EMA/Hear Readers	Book Talk		English	EYFS Rhyme Time		Phonics	Maths			Computing EYFS CP	Geography	
Wednesday	EMA/Hear Readers	Book Talk		English	EYFS Rhyme Time		Phonics	Maths			Year 1 Forest School Year 2 Interventions based on weekly assessments		
Thursday	PE			English	EYFS Rhyme Time		Phonics	Maths			Handwriting	Music	PE
Friday	EMA/Hear Readers	Handwriting EYFS CP		Phonics	Maths Skills session		RE				Grammar (1.15-1.45) EYFS CP		Art/D and T

Who is who ?

- ▶ Miss Dunn is the class teacher and will be teaching Mon - Thurs..
- ▶ Mrs Russell will teach Wrens on Fridays. She is also the school's SENCO.
- ▶ Miss Law works with Wren Class in the mornings and also teaches Science and PSHE on a Monday and Forest School on a Wednesday.
- ▶ Mrs Reed works with Wren Class all week and she works with the EYFS group alongside Miss Dunn.
- ▶ Mr Peters will do two sessions of PE on a Thursday this term and on Fridays in terms 2, 4 and 6.
- ▶ Mr McGann teaches the Year 3/4 class
- ▶ Mrs Lewis teaches the Year 5/6 class
- ▶ Mrs Royds runs the office and messages can be left with her by phone or email
- ▶ Mrs Worthington supports us with interventions outside of class and also hears readers.


What do the Covid arrangements look like?

- ▶ Children are assisted to wash and dry their hands regularly - when entering school, after break, before lunch, after lunch and before home time. You may provide alternative soap if your child has sensitive skin.
- ▶ Children are being encouraged not to suck thumbs, pencils or other apparatus
- ▶ Resources are washed regularly
- ▶ Tables, chairs, door handles and toilet flushes are cleaned frequently
- ▶ Windows are left open to the fresh air in addition to fans within shared spaces, to encourage ventilation
- ▶ If your child has symptoms please book a PCR test and remain at home until you have the result (a lateral flow test will not be sufficient if they have symptoms). If positive, Track and Trace will contact you and your child will need to isolate and remain at home.
- ▶ All staff have Lateral Flow Tests twice a week and all households can access these free of charge from local pharmacies. We would encourage you to test your children regularly in order to pick up cases before symptoms emerge. If positive, your child will need to take a PCR test.

Equipping for the weather and for school activities

- ▶ Your child will need to come to school in PE kit on Thursday this term.
- ▶ Please ensure that your child has a warm coat and appropriate school shoes. Where possible we will be learning and playing outside whatever the weather.
- ▶ Please ensure that you label all school clothes with your child's name. We can waste valuable learning time trying to return unnamed clothing.
- ▶ Please ensure that your child has a water bottle filled with water every day, these can be refilled with water at our drinks dispenser.
- ▶ Children in Wrens Class are offered a healthy snack every morning playtime and so there is no need to supply these yourself. If your child does not like fruit then a cheese snack or similar healthy snack can be substituted from home. We ask that no plastic packaging is brought into school - a tupperware container for snacks is better for our environment. We are a No Nuts school.

What is phonics ?



My Phase 2 Sound Mat

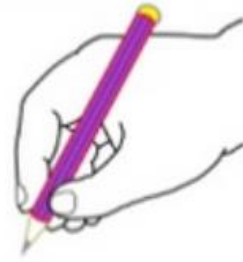
- ▶ Phonics is the name for letters and the sounds they make.
- ▶ In Wrens Class phonics form part of our daily lessons as a dedicated lesson, in reading and in writing activities
- ▶ Year 1 will have a Phonics Screening Test in June next year. We informally assess each child in EYFS and Y1 every fortnight to ensure no child is left behind in acquiring these key skills.

EYFS Autumn Term 1	Phase 2 phonics (individual sounds)
EYFS Autumn Term 2	Phase 3 phonics (2 and 3 letter sounds)
EYFS Spring Term 1 and 2	Consolidation and recap
EYFS Summer Term	Phase 4 phonics (consonant cluster sounds)
Year 1	Phase 5 sounds (more 2 and 3 letter sounds) in addition to spelling rules for prefixes and suffixes
Year 2	Recap of Phase 5 sounds where needed followed by Phase 6 (spelling rules)

Reading

- ▶ Children begin by learning the sounds for S A T P I N in Week 2. They will then bring home word cards to begin blending two or three sounds together to say a word. eg. i-t or p-i-n
- ▶ When children can blend sounds together independently they are ready to begin reading books.
- ▶ Children are given carefully chosen books to match the phonic sounds they know. Children will bring home a fully phonetically decodable book to read at home. These books contain sounds that your child knows securely making the reading process more enjoyable for them. Your child will also bring home another book which will contain words they can not read for themselves yet - please read these books to your child and enjoy talking about them.
- ▶ Children in **Year 2** who can confidently read Phase 6 phonics books will move onto the Accelerated Reader scheme as free readers with access to the school library. After each book, they take a quiz in school to develop their reading comprehension skills.
- ▶ Children have a reading record book. One side of the page is for school staff to fill in. The other side is for you to complete at home (daily).

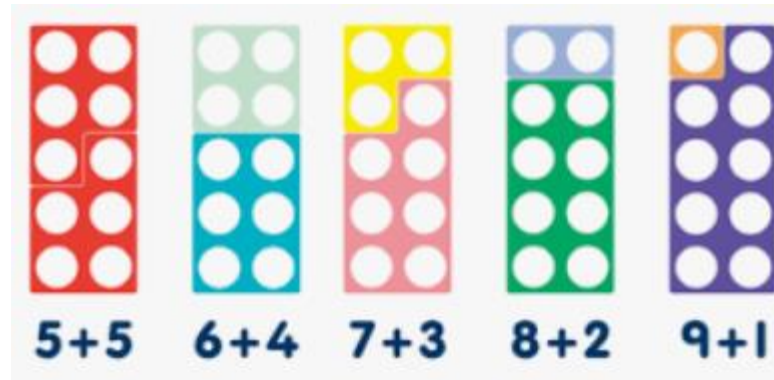
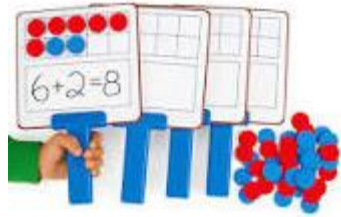
Writing



The tripod grip

- ▶ Writing begins with gross motor skills and fine motor skills - the ability to sit at a desk holding your torso straight, the ability to hold a pencil comfortably and the ability to make vertical, horizontal and circular marks with their pencil using a tripod grip.
- ▶ Children are taught how to form letters as they learn the phonic sounds and handwriting skills are further developed in year 1 and year 2 to assist with joining their letters neatly.
- ▶ Writing lessons focus on rehearsing and then writing clear sentences using increasingly sophisticated vocabulary. Children are then taught how to sustain this writing and build up stamina to write longer pieces of writing and stories. Children in Year 1 and Year 2 are taught how to edit their work for spelling errors, punctuation and improved word choices. We follow an approach called The Write Stuff by Jane Considine which is producing stunning writing !
- ▶ This is a link to a useful website about pencil grip development <https://www.the-elbowroom.com/useful-information/news/stages-of-pencil-grasp-development/>

Maths



- ▶ Maths lessons in EYFS are largely practical in nature in order to develop the children's understanding of number, shape and measure.
- ▶ Children in Year 1 and Year 2 have 2 maths sessions daily- a shorter maths skills lesson which teaches basic counting, calculation, number bonds and times tables. These are the building blocks for maths problem solving. They also have a longer maths lesson where problem solving and reasoning skills are taught and applied.
- ▶ Throughout the school children use physical resources to support their maths understanding; children are taught to understand how calculation methods work rather than learning a 'trick'
- ▶ Each year group has a number of key skills to be mastered. We have split these up into termly lists and children will need to practise these weekly as their maths homework. These lists are referred to as **KIRFS** (Key Instant Recall Facts)

Homework

- ▶ Listening to your child read their book for 10 minutes (15 mins for Year 2) a day is a **must** to ensure progress . If your child is young and is tiring, try you read a page, they read a page. Please record all your reading in the red reading record book on the home side of the page. We will complete the school side of the page as we hear them read.
- ▶ Continue to read a bedtime story to your child - this is so important because it exposes them to language and context that they can not read for themselves. Throughout the school children enjoy the end of day story and often say this is their favourite part of their day - make it your family tradition if it is not already.
- ▶ Homework will focus on reading and learning their KIRFS (mathematical mental recall facts). If your child is very tired please prioritise reading over everything else.
- ▶ All children have activities set on Mathletics each term. Please spend some time completing these over the term, one or two activities weekly is best. Children will need adult help at least to begin with for these tasks until their independent reading becomes more fluent.
- ▶ Please ensure your child completes their homework so that they can be considered for a SOCKS OFF Award which can not be given without hard work in school and at home.

Celebrating Success

- ▶ Every week we have a **Celebration Worship** where selected children are awarded the **Star of the Week** certificate. This might be for academic achievement, good progress, perseverance, a WOW moment or going above and beyond to help another child.
- ▶ Every week we have certificates given out to reward work done online using Mathletics. We also give out awards from Accelerated Reader for termly reading targets being achieved. When we spot one of our Christian values being enacted children are awarded with a special certificate to recognise when they have been kind, courageous, respectful, curious etc
- ▶ Every so often we give out our most special award - **The Socks Off Award**. This award is given to a child when we have seen them consistently working their socks off . In school this would look like always trying their best in all lessons, persevering when things got hard, being a role model for the school consistently. We also require children to demonstrate that they are working hard at home, completing all homework, reading daily, practising their KIRFS in maths etc. The children receive a pair of special socks, a certificate and the biggest round of applause of them all !

How can I find out more about the new EYFS curriculum ?

- ▶ This year the government has set out new Early Learning Goals for EYFS. We opted to engage with this new curriculum last year as Early Adopters and so we have the benefit of a years experience already.
- ▶ There are 17 areas of learning for EYFS each with their own Early Learning Goals. At the end of the year each child is assessed as having Emerging skills in these areas or have achieved the Expected level of skill in these areas. We will keep you informed of your child's progress at two parents evenings and several reports across the year. We can also have informal discussions at pick up time, if desired.
- ▶ In order to keep you informed about the demands of the new curriculum, we will send out information about one area each week with a task for you to complete at home. This task will be simple and allows us to gather information about your child's learning at home.
- ▶ Copies of all the information sheets can be viewed on the school website under EYFS curriculum information.

Contacting your teacher

- ▶ Talking through worries and concerns is important. Please do not hesitate to ask, the earlier we know about a concern, the easier it is to resolve.
- ▶ Miss Dunn and Mrs Russell are available at pick up times after school on the days that they are teaching. If the matter is urgent and they are not available, please leave a message with the office or with another member of staff. If you have an urgent message in the morning please email the admin account admin@northcerney.gloucs.sch.uk or leave a message with the member of staff on duty in the back playground. Teachers are generally unavailable at the start of the day as they are busy setting up learning.
- ▶ If you are unexpectedly delayed picking up your child, please telephone the school and your child can have a place in our after school club until you arrive. After school club runs from 3:15 to 4:15 daily.